









HOW TO SET UP RENWEB(SIS)

A GUIDE FOR PARENTS

STEP 1	 Go to www.renweb.com
STEP 2	 Click on Parents Log In towards the top right Click on FACTS Family Portal
STEP 3	 Click on Create New Family Portal Account
STEP 4	 Enter HTC-SC as the district code Enter the email address that you used for yourself (the parent) during online registration.
STEP 5	 Check your email for a message with a link to set up your own username and password.
STEP 6	 Log in to RenWeb every day to check on your child's progress.